

## Get to the other side safely.



Use the pedestrian underpasses or footbridges when crossing the tracks and respect closed barriers at level crossings.

## Walking over the track is the route to disaster.



Crossing the track where there is no crossing point is prohibited. Trains do not always run to the timetable and can pass by at any time. A train can cover almost 40m/s. Even with emergency braking, a train travelling at 140km/h may take up to one kilometre to stop. The engine driver has no chance – and neither does the person crossing the tracks.

## Board safely.



Arrive at the station several minutes before departure, so that you can board comfortably and safely. Please spread out along the platform to ensure the flow of people is not impacted.

## Jumping aboard is jumping into danger.



Jumping aboard or touching a departing train is hugely reckless and dangerous. The footboards are folded in and the doors are locked. There is a risk that you may get stuck and be dragged along, knocked down or pulled under the wheels.

## Waiting safely.



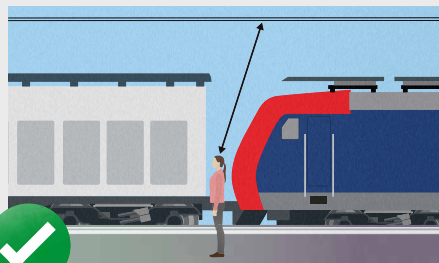
Always stay behind the white safety lines on the platform and hold on tightly to moveable objects, such as prams and pushchairs, when trains are arriving or passing through. Make sure that backpacks do not stick out beyond the white lines.

## Too close to the track, too close to danger.



Passing trains have a strong pull effect. Objects too close to the track can be swept up and thrown onto the track, or people can be dragged along.

## Keep a safe distance.



Keep your distance from contact lines, stationary trains and freight wagons, both within and outside the station. Warn others of the dangers and stop any senseless daredevil behaviour.

## High voltage can be fatal.



Climbing on railway wagons and coaches is extremely dangerous and strictly prohibited. SBB contact lines carry 15,000 volts of electricity. Even standing close to the line can be dangerous because the electricity can jump. This can lead to extremely dangerous burns, severe internal injuries or death.

Travel safely,  
arrive with  
confidence.



Transport police  
0800 117 117

International  
emergency number  
112

**SBB AG**  
Group Safety and Security  
Bollwerk 10  
3000 Bern 65

[sbb.ch/en/prevention](https://sbb.ch/en/prevention)

## Falls

### Hold on tight for safety.



Always hold on tightly when the train is moving, especially on the stairs in double-deck trains. Use the grab poles, handles and handrails or stay sitting until the train stops at the station.

### Let go and lose your balance.



Centrifugal forces on bends, changes in speed and passing over points can easily knock a person off balance. Hold on when you move around the train.

## Attentiveness

### Stay alert on the move.



Keep your eyes and ears open when you move around the station to ensure a safe and pleasant journey for yourself and others.

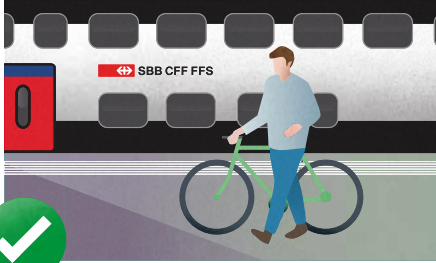
### Looking at your phone while walking leads to collisions.



Walking with your eyes on your phone can lead to collisions with other people or vehicles. Wearing headphones at the station can mean you miss important announcements.


## Dismounting

### Dismount in the station.



Do not use vehicles or toys in the station area. Respect the prohibition on riding bicycles, skateboards, scooters etc. and ensure that children do not play near the tracks.

### Riding at the station is dangerous.



Playing or riding bicycles, scooters or skateboards in the station is dangerous. For this reason, it is prohibited to use vehicles anywhere in the station (except wheelchairs and authorised journeys), including platforms, ramps, steps, concourses, footbridges and underpasses.

## Theft

### Bags closed, eyes open.



Keep an eye on your personal items at all times when at the station or on a train. Especially in crowds, wear your valuables close to your body, keep your bags closed and do not leave any items unattended.

### Unattended luggage is an easy target for thieves.



Do not leave any luggage unattended and do not move around the station with your bag open. Ensure personal items are not left unattended in the compartment, for example, if you leave your seat briefly.

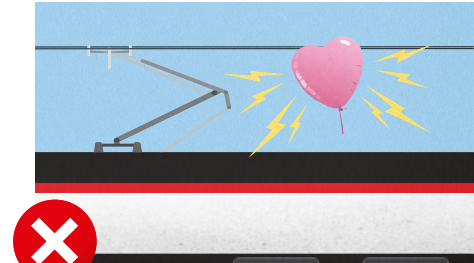
## Aluminium balloons

### Stow aluminium balloons safely.



Ensure that metallic balloons do not fly away or come close to the contact line when boarding and disembarking. Tie down balloons securely until you have left the station.

### Avoid short circuits by keeping your distance.



If metallic balloons get too close to the contact line, they can cause explosions and short circuits. This poses a risk to the contact line, the train and in the worst case, the passengers waiting on the platform.